

The Ultimate Guide to

SLEEPING ACCOMMODATIONS ONBOARD THE TRAIN



Contact Us at **(800) 268-7252** or your Local Travel Advisor
Visit our website: **www.amtrakvacations.com**

 **AMTRAK[®]**
Vacations



IT'S WHAT'S ON THE INSIDE THAT COUNTS.

[Click here to learn more!](#)



Private Sleeping Room with a View

Sleeping car accommodations onboard the train provide travelers with the choice of a Roomette, Bedroom, Family Bedroom, or an Accessible Bedroom. All rooms include a large picture window, electrical outlets, climate controls, reading lights and a small closet.



All Meals

Full breakfast, lunch and dinner in Amtrak's Dining car is included with Sleeping car accommodations during your time on the train. Enjoy great food and panoramic views on Amtrak's restaurant on the rails.



All Amenities

Included with sleeping accommodations are bed linens, toiletries, bottled water, coffee and assistance and turn-down service from a dedicated Sleeping car attendant.



Priority Boarding

Sleeping car passengers benefit from priority boarding and use of Amtrak's Metropolitan Lounge at select stations. Attendants are also available to assist with reservations and ticketing.

Contact Us at **(800) 268-7252** or your Local Travel Advisor
Visit our website: www.amtrakvacations.com

 **AMTRAK®**
Vacations



AMTRAK ONBOARD EXPERIENCE

It's what's on the inside that counts. When you're traveling the country by train, it's important to have excellent service and comfort, something you'll find on both our Viewliner® single-level and bi-level Superliner® Service.

Single-Level Trains

Amtrak® operates single-level service on most short-distance routes and some long-distance routes serving the Eastern U.S.

Coach

Make every seat the best seat in the house with our large, comfy, reclining seats equipped with footrests and leg rests, fold-down tray tables, individual reading lights and overhead luggage racks.

Viewliner Sleeper Car

Whether traveling alone or with family, our single-level Viewliner Service offers Roomettes, Bedrooms and Accessible Bedroom accommodations. Daytime seating easily converts to a bed at night and our staff provides daily turndown service.

Superliner Trains

Our Superliner bi-level trains operate on most long-distance routes including: Auto Train®, California Zephyr®, Capitol LimitedSM, City of New Orleans®, Coast Starlight®, Empire Builder®, Southwest Chief®, Sunset Limited® and Texas Eagle®. Superliner

Superliner Coach

With oversized windows throughout the car, every seat feels like a window seat. Both upper and lower levels have large, comfortable reclining seats featuring footrests and leg rests, fold-down tray tables, individual reading lights and overhead luggage racks.

Superliner Sleeper Car

For a little extra room and privacy, consider choosing one of our four types of sleeping accommodations. Sleeping-car passengers are entitled to dining-car meals, bottled water, coffee and juice, fresh linens, and soap.



AMTRAK ACCOMMODATIONS

Get a good night's sleep onboard the train.

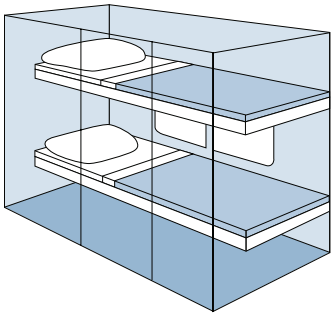
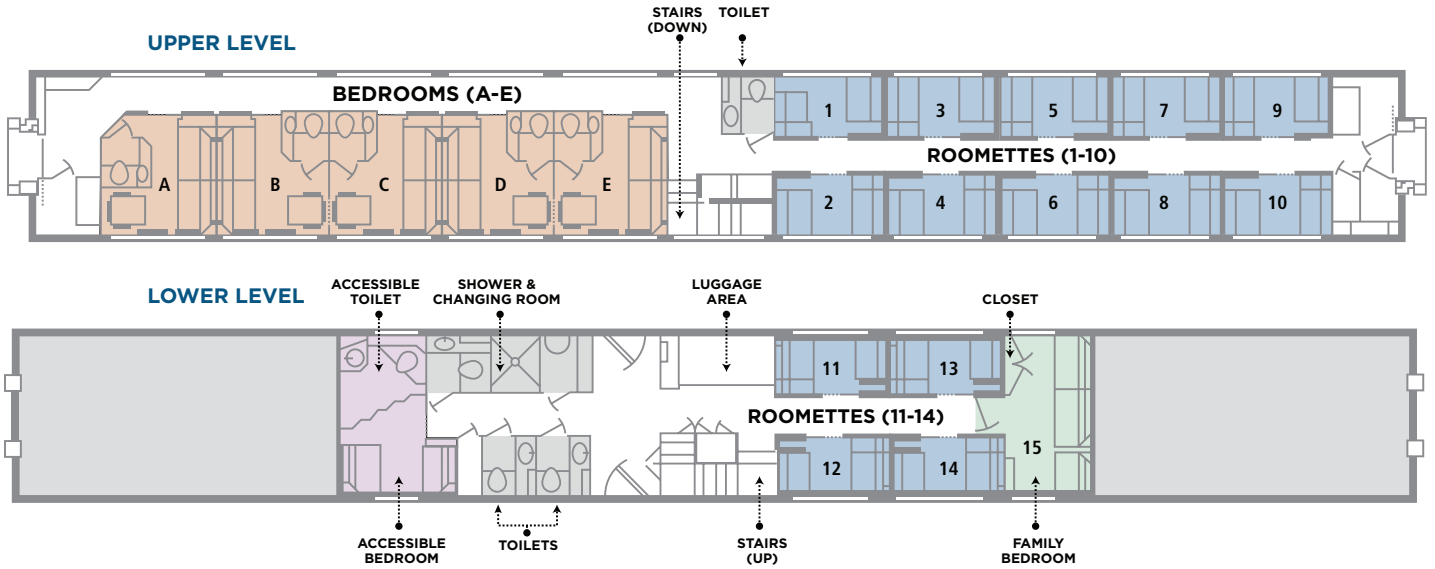
For a little extra room and privacy, we offer several sleeping accommodations to make you more comfortable. Sleeping car passengers are entitled to dining car meals, bottled water, coffee and juice, fresh linens and soap.

In all rooms, daytime seating converts to beds at night. Amtrak's private sleeping rooms include in-room features, services, and amenities to ensure a smooth and relaxing journey. As you get ready to book, here is all information you will need about Amtrak's private rooms.

In-Room Features and Services Include:

- Limited climate control
- Electrical outlets
- Small closet
- Fold-down table
- Fresh towels and linens
- Meals in the Dining car are included in the ticket price. (Alcoholic beverages are available at an additional charge.)
- Bottled water and morning coffee, tea and juice
- Complimentary daily newspaper
- Assistance of Sleeping Car attendant
- Private daytime seating that converts to a bed at night turndown service
- Station access to the Amtrak Metropolitan LoungeSM or ClubAcela[®]
- Individual reading lights
- Garment rack
- Soap and shower amenities
- Personal service (turn-down, coffee, make-up bed)

Superliner® Sleeping Car



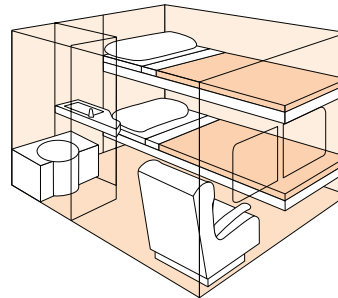
Superliner Roomette

Dimensions:
3'6" x 6'6" (1.1m x 2m)

Lower Berth:
2'4" x 6'6" (720mm x 2m)

Upper Berth with Steps
2'0" x 6'2" (610mm x 1.9m)

Accommodates 2 adults. Capacity for 2 small tote bags. Restrooms and a shower are nearby. Located on upper and lower levels.



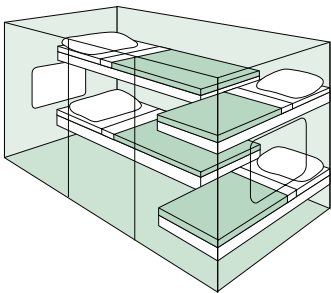
Superliner Bedroom

Dimensions:
6'6" x 7'6" (2m x 2.3m)

Lower Berth:
3'4" x 6'3" (1m x 1.9m)

Upper Berth with ladder
2'4" x 6'2" (720mm x 1.9m)

Accommodates 2 adults. Capacity for 2 suitcases. Some Bedrooms can be combined to make a suite for 4 people. In-room sink and vanity with enclosed toilet and shower. Located on upper level.



Superliner Family Bedroom

Dimensions:
5'2" x 9'5" (1.6m x 2.9m)

2 Adult Berths with Ladder:

Lower Berth:
3'4" x 6'3" (1m x 1.9m)

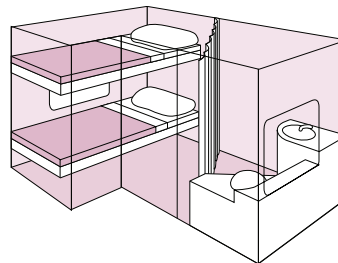
Upper Berth with Steps
2'4" x 6'2" (720mm x 1.9m)

2 Child Berths:

Lower Berth:
2'3" x 4'9" (690mm x 1.5m)

Upper Berth with Steps
2'0" x 4'7" (610mm x 1.4m)

Accommodates 2 adults and 2 small children. Capacity for 2 to 3 suitcases. Restrooms and A shower are nearby. Located on lower level.



Superliner Accessible Bedroom

Dimensions:
6'9" x 9'5" (2m x 2.9m)

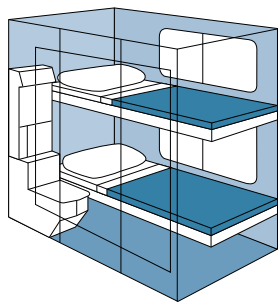
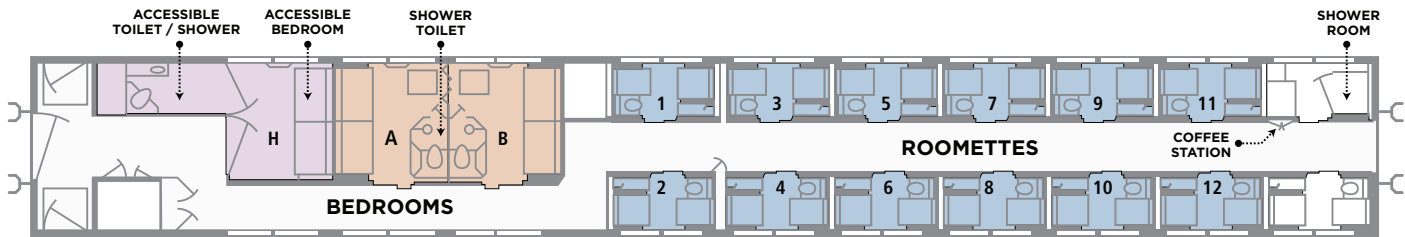
Lower Berth:
2'4" x 6'6" (720mm x 2m)

Upper Berth with Steps
2'0" x 6'2" (610mm x 1.9m)

Accommodates 2 adults. Capacity for 2 suitcases. In-room toilet and sink are separated from room by a curtain. Ample space for wheelchair. Fully accessible for passengers with mobility impairments. Located on lower level.

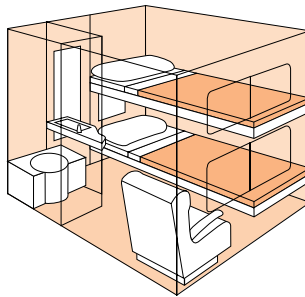


Viewliner® Sleeping Car



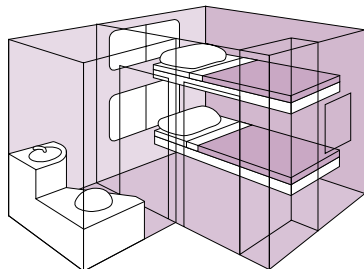
Viewliner Roomette:

Dimensions
3'6" x 6'8" (1.1m x 2m)
Lower Berth:
2'4" x 6'6" (720mm x 1.9m)
Accommodates 2 adults.
Capacity for 2 small suitcases
and garment bag. In-room
toilet and sink.



Viewliner Bedroom:

Dimensions
6'8" x 7'11" (2m x 2.2m)
Lower Berth:
3'4" x 6'0" (1m x 1.8m)
Upper Berth with Ladder:
2'4" x 6'2" (720mm x 1.9m)
Accommodates 2 adults.
Capacity for 2 suitcases.
In-room sink and vanity with
enclosed toilet and shower.












Viewliner Accessible Bedroom:

Dimensions
6'8" x 7'11" (2m x 2.2m)
Lower Berth:
3'4" x 6'0" (1m x 1.8m)
Upper Berth with Steps
2'4" x 6'2" (720mm x 1.9m)
Accommodates 2 adults. Capacity for 2 small suitcases and garment bag.
In-Room toilet, shower, sink and vanity. Fully accessible to passengers
with mobility impairment.



QUICK FACTS

SUPERLINER®	RECOMMENDED CAPACITY	NUMBER OF BEDS	SINK & VANITY	TOILET & SHOWER
ROOMETTE		2 Adult Beds	Nearby	Nearby
BEDROOM		2 Adult Beds	In-Room	In-Room
BEDROOM SUITE		2 Adult Beds	In-Room	In-Room
FAMILY BEDROOM		2 Adult Beds/2 Child Beds	Nearby	Nearby
ACCESSIBLE BEDROOM		2 Adult Beds	In-Room	Nearby

VIEWLINER®	RECOMMENDED CAPACITY	NUMBER OF BEDS	SINK & VANITY	TOILET & SHOWER
ROOMETTE		2 Adult Beds	In-Room	None
BEDROOM		2 Adult Beds	In-Room	In-Room
BEDROOM SUITE		2 Adult Beds	In-Room	In-Room
ACCESSIBLE BEDROOM		2 Adult Beds	In-Room	In-Room



AMTRAK[®]
Vacations
#AmtrakVacations

**WAYS TO
CONNECT WITH US**

-  [Facebook.com/AmtrakVacations](https://www.facebook.com/AmtrakVacations)
-  [Instagram.com/AmtrakVacations](https://www.instagram.com/AmtrakVacations)
-  [Twitter.com/AmtrakVacations](https://twitter.com/AmtrakVacations)
-  [YouTube.com/AmtrakVacations](https://www.youtube.com/AmtrakVacations)
-  [AmtrakVacations.com/blog](https://www.AmtrakVacations.com/blog)

**Visit [AmtrakVacations.com](https://www.AmtrakVacations.com),
call (800) 268-7252 or your local travel advisor.**

CST#2115735-40